

GROUP LEADER INFO  
HOUSTON BAPTIST UNIVERSITY



RES+ORED

FUGE CAMPS + 2019

# TABLE OF CONTENTS

## WELCOME

- Welcome Letter.....2
- Social Media .....2
- What Did I Sign Up For? .....3
- Camp Schedule .....3-4

## BEFORE CAMP

- Dates to Remember .....4
- Forms.....4-5
- Transportation Policy.....5-6
- What to Bring/What Not to Bring .....6
- Adult Qualifications and Responsibilities .....6
- Camp Promotion .....7
- MFuge
  - Ministry Track Selection Process.....7-8
  - Ministry Track Evangelism Training (MTET).....8-9

## AT CAMP

- Location Information .....9-10
- Facility Information .....10
- Damages.....10
- Arrival at Camp .....10
- Camp Rules .....11-12
- Bible Study Overview.....13-14
- Night Life.....14-15

## AFTER CAMP

- After Camp Bible Studies and Quiet Times .....15
- Other LifeWay Student Ministry Resources .....15

## LOCATION MAP



# WELCOME TO FUGE

Welcome to FUGE! We are so excited you have chosen to join us at our Houston Baptist University location in Houston, Texas.

Thank you for choosing FUGE Camps and allowing us to partner with you as you minister to your students and make disciples. The information in this packet contains camp details you need to be aware of and pass along to students, adult sponsors and parents. Please let us know if you have questions. You can contact us at 1.877.CAMP.123 or at [fuge@lifeway.com](mailto:fuge@lifeway.com).

FUGE Camps Team

## SOCIAL MEDIA



KEEP UP WITH **@FUGECAMPS** ALL YEAR LONG.  
CHECK US OUT ON SOCIAL MEDIA.

RES+ORED

FUGE CAMPS + 2019

# WHAT DID I SIGN UP FOR?



MFuge is a program designed to help your students jump in to ministry with local communities and serve people in need and then take their experience home to do missions there. FUGE Camp staffers take care of the details and planning. During the day, students are challenged as individuals working alongside students and leaders from other groups. In the evening, build your group unity over worship, church group time, and fellowship.

## CAMP SCHEDULE

### Opening Day

1:00 - 4:00 PM	Registration
5:30 PM	Dinner
7:00 PM	Opening Celebration
8:30 PM	Students: Bible Study Adults: Adult Gathering
9:45 PM	Church Group Rally
10:00 PM	Church Group Time
11:00 PM	In Rooms

### Days 1, 2, & 3 of Camp

7:00 AM	Breakfast
8:00 AM	Morning Celebration
8:45 AM	Students: Quiet Time/Bible Study/MTET Adults: Adult Gathering
10:30 AM	Site Prep
11:00 AM	Lunch
11:45 AM	Send Off
12:00 PM	Leave Campus for Sites
4:00 PM	Return from Sites/Hang Time
5:30 PM	Dinner
7:00 PM	Worship
8:30 PM	Church Group Time
9:45 PM	Night Life
10:30 PM	Hang Time
11:00 PM	In Rooms

Closing Day  
7:00 AM Breakfast  
8:00 AM Students: Quiet Time/Bible Study  
Adults: Adult Gathering  
9:45 AM Closing Celebration  
10:45 AM Churches Depart

\*Subject to change.

## BEFORE CAMP

### DATES TO REMEMBER

**Before February 1:** You may reserve your spot anytime with no deposit due until February 1.

**February 1:** A non-refundable, \$60 per person deposit is required for each reservation to be paid on or before February 1. If you have already registered, you are required to pay a non-refundable, \$60 deposit per person to hold your reservation. Any new or additional reservations made after February 1 will require an immediate non-refundable, \$60 deposit per person. ALL deposits are non-refundable and cannot be applied toward balance due.

**May 1 - Cancellation Deadline:** All cancellations made after May 1 will incur an additional \$60 fee for each person dropped. When cancellations occur, deposits cannot be applied toward balance due.

**14 Days Prior to Camp:** Final balance must be received 14 days before your arrival at camp. If it is not, your group will be charged a one-time \$75 late fee. Email your participant list to the camp email address.

### FORMS

To ensure the quickest registration process for you and your students, please arrive at camp with the following information and forms already completed.

### PRINT AND BRING

#### 1) Group Information Form

This form provides gender and age breakdown.

#### 2) Two FUGE Camp Participant Agreements

One notarized original and one copy with photocopies of insurance cards attached for each camper and sponsor. Please bring them separated into two sets in alphabetical order by last name. The set of notarized originals will be turned in upon arrival to FUGE and the other set of copies is to be kept with the group leader at all times.

## COMPLETE AND EMAIL TO HOUSTONFUGE@GMAIL.COM

### 3) Church Agreement Form

Every Group Leader and Adult Sponsor at camp must have a background check. This form ensures that your adults have been properly screened. You are required to cross check every adult sponsor with the National Sex Offender Website AND run a criminal background check. One low cost option to run these background checks is found here. You do not have to use this option for your background checks if you have another company you would prefer to use.

<https://www.lifeway.com/en/shop/services/church-administration/background-checks>

**Note:** Please ensure that the additional requirements for camps held in Texas are met BEFORE arriving at camp. You can do this by covering the Child Protection Policy with your adults. This policy can be found at [fugecamps.com](http://fugecamps.com) on the Glorieta page under the Forms tab, titled Child Protection Policy.

### 4) MFuge Transportation Policy

This signed form states that you are in agreement with the transportation policy established for MFuge.

### 5) Sponsor's Children at Camp (if applicable)

This signed form states that you will abide by the guidelines of bringing children to camp who have not completed 6th grade or higher.

## TRANSPORTATION POLICY

**Groups must provide adequate and appropriate transportation, drivers, and gasoline to transport students to ministry sites while attending MFuge.**

To ensure adequate transportation, each attending group must provide enough seating, with seat belts, to cover the number of participants the attending group is bringing. You will be transporting students both from your church and other churches. Please make sure your insurance covers all passengers. The vehicles best suiting the needs for use at MFuge are mini-vans, personal vehicles, 12 passenger vans, and mini buses. If 15 passenger vans are brought for use by churches, according to LifeWay and many state laws, MFuge will not load more than 11 passengers (including driver) on them.

While we welcome you to bring whatever transportation to camp that best suits the needs of your church, we must recognize that the use of large buses poses some significant logistical difficulty. If you bring a large bus to camp, it must have seatbelts and be available for use each day of ministry sites. Please keep in mind that the driver is required to stay on site in case of emergency. Bringing a couple of additional personal vehicles to camp per large bus is suggested for churches utilizing large buses as their primary means of transportation. This additional transportation could include cars, minivans, or 12 passenger vans.

If the attending group comes on a charter bus to MFuge and you plan on using that charter bus as your transportation to ministry site, you will need to secure lodging for the bus driver. The bus driver is welcome to be considered as one of your adult chaperones, as long as they will participate in supervising your students and you trust them to do so. If this is the case, you can register him/her as an adult sponsor in your group numbers. If you do not wish to have the bus driver serve as an adult chaperone, you will need to make arrangements for his/her meals and lodging off campus.

## WHAT TO BRING

- Linens, towels, pillows, blankets
- Water bottle you can refill and carry with you
- Closed-toe, closed-heel shoes (for outdoor activities)
- Bible, notepad, and pen
- Toiletries such as toothbrush and shampoo
- Sun protection
- Spending money for snacks, camp store, and missions offering (optional)
- Summer clothing (see dress code)

## WHAT NOT TO BRING

- Alcohol, tobacco, illegal drugs, fireworks, water guns, or any kind of weapon
- We recommend no iPads, iPods, playstation portables or other gaming devices, roller blades or skateboards. If students bring cell phones or other electronics, they are not to be out and in use during programming elements: Morning Celebration, Bible Study, Worship, Night Life and Ministry Site.
- Items that may be used for pranks such as water balloons, shaving cream, silly string, etc. Pranks are not allowed at camp. Your church will be charged for any damages or issues related to clean up.

## ADULT SPONSOR QUALIFICATIONS AND RESPONSIBILITIES

In order to provide the best atmosphere and supervision, we ask all groups to bring 1 male sponsor for every 5 boys, and 1 female sponsor for every 5 girls. Due to safety and liability concerns, FUGE will not allow students to be without adult supervision in housing areas.

- All adult sponsors must be at least 19 years old; basically, someone who has been out of high school for at least one year. We encourage each church to select these sponsors at their own discretion.
- All adult sponsors must pass a background check and meet all the requirements listed in the Church Participant Agreement, located in the forms section.
- Adult sponsors are responsible for monitoring students during unprogrammed times, the dress code (check your students at breakfast) and behavior of your students. Adult sponsors should model appropriate behavior and dress code
- Adult sponsors should encourage participation and promptness by setting an example.

## CAMP PROMOTION

Under the Resources tab on [fugecamps.com](http://fugecamps.com), you will find videos to show students, fund raising ideas, payment plan logs, a parent handout and more.



## MFUGE MINISTRY TRACK SELECTION

Hold a meeting with all students and adults going to camp.

### BEFORE MEETING

#### 1) Download From (from [fugecamps.com](http://fugecamps.com))

- Location Specific
  - Track Selection Card
  - Student
  - Adult
  - Driver
  - Participant list

#### 2) Print

- Track Selection Card
- Student
- Adult
- Driver

#### 3) Select Ministry Tracks

Look at the Ministry Tracks for your specific location on [fugecamps.com](http://fugecamps.com). Write these down so that students can pick their tracks.

### DURING MEETING

#### Students

- Fill out card for Name, Grade Completed and T-shirt size.
- Pick three Ministry Tracks. These are not 1st, 2nd, 3rd choices, but three options in which they would like to participate.

#### Adults

- Fill out name and occupation.
- Select skills they feel comfortable using at camp.
- List any other important info.



## Drivers

- Fill out name and occupation.
- Select skills they feel comfortable using at camp.
- List vehicle information; total capacity, including driver; and if you will have a trailer at camp. Note! Lifeway Policy only allows 11 people to ride in 15 passenger vans, including the driver.

## AFTER MEETING

### 1) Participant List

- Enter Student information on tab 1.
- Enter Adult and Driver information on tab 2.

### 2) Special Considerations

- List special considerations for Students, Adults, and Drivers in Column H.
- This includes recent injuries, anyone in a wheelchair, severe allergies, learning disabilities, students who need to be separated, etc.

### 3) Save and Email

- Double check all of the information.
- Save the participant list to your computer as an excel file.
- Email participant list to [houstonfuge@gmail.com](mailto:houstonfuge@gmail.com) two weeks prior to arrival at camp.

## MINISTRY TRACK EVANGELISM TRAINING (MTET)

To aid in students' preparation for ministry and sharing their faith, FUGE Camps provides you with a Ministry Track Evangelism Training (MTET) teaching plan that will help students know how to begin meaningful conversations, share their own personal story and share the gospel while on ministry site.

Plan to cover the MTET plan with your students before coming to camp. The plan is written to be covered in three 20-minute sessions or all together in a one-hour session.

**Type this link into your browser to download the MTET plan:** [goo.gl/Q5MpMo](https://goo.gl/Q5MpMo)

## HOW TO START A CONVERSATION - FIRM

The Gospel shows us the Lord's desire for us to be in a relationship with Him. We must be willing to build relationships with other people. FIRM is a great place to start.

**F - Family:** Tell me about your family. Do you have any brothers or sisters?

**I - Interests:** What hobbies do you enjoy? Do you play sports? What is your favorite thing to study in school?

**R - Religion:** Do you celebrate Christmas/ Easter? If so, how? Do you attend church?

**M - Message:** Share your story and the gospel.

## **GOSPEL PRESENTATION - CREATION TO CHRIST**

One of the best ways to share the message of the Bible is through its stories. Individual stories speak powerfully, but by linking these stories to the larger narrative, the story becomes even stronger.

### **APPROACH**

Storying helps share the message of the Gospel through the stories of the Bible.

### **CREATION TO CHRIST**

Starts with who God is and summarizes the key stories of the Old Testament and New Testament to build a case for humanity's separation from God and the need for salvation that comes from God.

### **STYLE**

Twelve stories with images and a brief explanation that helps point each story and the overall narrative to Christ and our need for redemption.

### **HOW TO SHARE YOUR STORY**

Once we have started a conversation and established a connection with people, we can share what God has done and is doing in our own lives. This shows what a relationship with God looks like.

To share your story of Christ's love and redemption with the people whom you have built relationships with is easy. You can use the following three prompts to help guide the conversation.

1. My life before Christ.
2. How I met Christ and how He changed my life.
3. How Christ impacts your life on a daily basis.

# AT CAMP

## LOCATION INFORMATION

**Address:** Houston Baptist University  
Attn: FUGE Camps (church/camper)  
7502 Fondren Road  
Houston, TX 77074

**Camp Cell Phone (not active until May 1):** 615.852.5756

**FUGE Camp Email Address (not active until May 1):** houstonfuge@gmail.com

**Before May 1 Contact: Events Registration:** 1.877.CAMP.123 or fuge@lifeway.com

**Coordinator - Carrie Dodson:** 615.251.2340 or carrie.dodson@lifeway.com

## FACILITY INFORMATION

Office Number: 281.649.3000

Website: [www.hbu.edu](http://www.hbu.edu)

Housing: Suite style with two beds

Bath: Suite style - shared between two rooms

Linens: Not provided - extra long twin

Amenities: Free Wi-Fi, snack shop, campus bookstore, sand volleyball, basketball court, and game room

Average Weekly Attendance: 300-400

## DAMAGES

Please be aware that your group is personally responsible for damages to any facilities including but not limited to the dorm room your group occupies.

# ARRIVAL AT CAMP

## REGISTRATION TIME

Registration will take place between 1 PM and 4 PM. Look for signs and banners to point you to FUGE Registration. You should not have to bring payment with you, unless you have changes at the last minute, as payments are due two weeks prior to arrival at camp.

## T-SHIRTS

Giveaway t-shirts will be distributed during the registration process.

## PICTURES

Church group photos will be taken during the registration process. Please be prepared to order your church group photos by the morning of the first full day of camp. These photos are sold as digital images on a flash drive. Photo only flash drives will cost \$15 and includes a serious and funny image. You can also order a flash drive that includes your photos AND the End of Week videos for \$35. Check with your students and sponsors to determine if they want to order a flash drive.

# CAMP RULES

## CELL PHONES

- The decision of cell phone usage at camp is in the hands of the Group Leader of each church.
- Throughout the week, some elements may allow students and adults to join in via social media (i.e., Twitter, Instagram, Facebook, etc.) However, these opportunities are optional and will not limit the camp experience for those who do not participate.
- Unless instructed by staff, students with cell phones are not allowed to have them out or in use during programming elements: Morning Celebration, Bible Study, Worship, Night Life, Recreation and Track Times/Ministry Tracks. Ringers should be turned to silent or vibrate.

## ACTIVITIES

- Participate in all activities and be on time.
- Drink plenty of water and eat three meals a day.
- Wear closed-toe and closed-heel shoes to recreation and ministry sites.
- Wear your name tag at all times.

## HOUSING

- Be in your room by 11:00 PM with lights out no later than 11:30 PM.
- No guys in girls' rooms or hallways and no girls in guys' rooms or hallways.
- No public displays of affection.
- No practical jokes.

## WORSHIP

Because we desire worship to be reverent and distraction free, we request:

- No gum, food, or drinks allowed in the worship center.

- No video and flash photography are allowed in the worship center before or during the worship service.
- No tank tops during worship (sleeveless tops are allowed).

## DRESS CODE

- Wear clothes that are clean, neat, and modest.
- When wearing shorts or dresses, you must be able to touch fabric when hands are extended to the back or front.
- Tank Tops are allowed during day-time activities.
- Shirts with spaghetti straps, open backs or excessive armpit cutouts that expose torso and undergarments are NOT allowed.
- Only wear one piece bathing suits when in the pool.
- Wear modest shorts, pants, jeans, or dresses for worship.
- Dresses with spaghetti or small straps, open backs, and excessively short lengths are unacceptable.
- No tank tops during worship (sleeveless tops are allowed).
- Wear closed-toe and closed-heel shoes to recreation and ministry sites.
- Wear your name tag at all times.

## CHILDREN AT CAMP

FUGE Camps is for students having completed 6th grade through college. Bible studies, track times, recreation and other programming elements are built around the developmental needs of students in these age groups. Children, primarily older children who have completed 4th or 5th grade who are a part of your church's children's ministry, should not attend FUGE Camps for this reason. We recommend CentriKid, a camp ministry for children having completed 3rd through 6th grade.

However, we want group leaders/adults to be able to spend more time with their own children during their busy summer. Parents bringing their children to camp must complete the Sponsor's Children at Camp form during registration on opening day and abide by the guidelines below:

- Supervise your child at all times or have someone from your church supervise your child when you cannot.
- Not allow your child to participate in any camp activities, if they are under the age of 5.
- Follow the rules of the camp director in reference to what my child can or cannot do if they are age 6 or older, including but not limited to - only attending certain tracks.
- Pay for my child if he/she will be using bed space or eating meals on campus.
- Not let your child distract others from camp experiences (i.e. worship services).
- Provide a FUGE Church Participant Agreement for your child, no matter what their age.
- If your child is older than 6 years, he/she must stay in a dorm with boys, if the child is a boy and girls, if the child is a girl.

# 2019 BIBLE STUDY OVERVIEW

## RESTORED

FUGE CAMPS + 2019

God made the world, including us, to be perfect; with a purpose. Sin entered the world, leading to a place of brokenness for all of us. God brought redemption through Jesus. We must admit our sinfulness, repent and believe. When we do, God restores our relationship with Him and helps us navigate in a broken world.

### DAY 1

#### DESIGN

In the beginning, God created a perfect world by His design. We see evidence of God's design all around us. He created man and woman in His image. Everyone and everything lived in harmony, and the Lord walked with them daily. God created us with a plan and purpose.

**Life Questions:** How were we created? What was God's design? What is our purpose?

**Scripture:** Genesis 1:27, 2:15-18, 21-25; John 1:1-5; Psalm 139:14-17; Ephesians 2:10

**Key Verse:** John 1:3-4

### DAY 2

#### BROKEN

The first man and woman chose to distort God's perfect design and selfishly insisted on doing things their way, which led to a place of sin and brokenness, causing separation from God, leading to death. Every man and woman to follow has made that same choice. But, God did not leave us in our brokenness but sent His Son, Jesus in human form to rescue us through His death for our sin. This Good News is that we now have eternal life through Christ and death is not our end.

**Life Questions:** What is sin? How did we depart from God's design through sin? How do we attempt to fix our brokenness? How does the gospel of Jesus answer the questions that brokenness brings?

**Scripture:** Genesis 3:1-7; Proverbs 14:12; Romans 1:25, 3:23, 5:12, 6:23; John 3:16

**Key Verse:** Romans 6:23

RESTORED

FUGE CAMPS + 2019

## DAY 3

### TURN

Simply hearing the Good News is not enough. We must admit that we are broken and that we cannot fix it on our own; we need to be rescued. We must ask God to forgive us, turning from sin to trust only in Jesus. Believing, we receive new life through Jesus, and God turns our lives in a new direction.

**Life Questions:** What sacrifice was made for our sins? What is repentance? What takes place when we repent?

**Scripture:** Genesis 3:8-24; John 3:18; Acts 3:19; Romans 10:9; Ephesians 2:8-9; 2 Corinthians 5:21; Colossians 2:14

**Key Verse:** Acts 3:19

## DAY 4

### RESTORE

When God restores our relationship to Him, we are made new and will discover our meaning and purpose. God's Spirit empowers us to pursue His design and assures us of His presence. He has promised us a new heaven and new earth which will complete the restoration of a broken world.

**Life Questions:** Have you allowed God to restore you with the Good News of Jesus? How are you pursuing God's Design in your life?

**Scripture:** Philippians 2:13; Matthew 6:33; John 16:7-15; Revelation 21:1-7

**Key Verse:** Revelation 21:3

## MISSIONS OVERVIEW

Every summer at FUGE Camps, we collect a missions offering. That offering is collected at each location every week and at the end of the summer is distributed between the International Mission Board (IMB) with a focus on East Asia, the North American Mission Board (NAMB) with an emphasis on backpacks, and local community ministries that MFUGE participants work with throughout the summer.

## NIGHT LIFE

### NIGHT LIFE #1

*Scavenger Hunt*

Bible Study Groups will compete against each other in a type of scavenger hunt over the campus.

## NIGHT LIFE #2

*Restoration Mosaic*

Church groups will interact with pieces of an art installation by writing and reflecting on certain prompts that center around the topic of Restoration.

## MEGA RELAY

Get your game faces on and come ready to compete for the FUGE Cup! This year's theme will be tropical, so bring your best tropical attire!

## CHURCH GROUP AND PARENT DEVOTIONS

Church Group Time is when each church group comes together in the evenings to debrief the day. This time usually lasts one hour. The Group Leader needs to determine what should be discussed or taught. The FUGE office provides a guide for this time which can be found on [fugecamps.com](http://fugecamps.com) after April 1. Print this material and bring it to camp with you, if you choose to use it.

Parent Devotions are also available on [fugecamps.com](http://fugecamps.com) after April 1. This resource is for you to give parents so they can study what students are learning in Bible study.

## AFTER CAMP

### AFTER CAMP BIBLE STUDY AND QUIET TIMES

FUGE Camps provides an After Camp Bible Study designed to follow the camp experience. Use the four-session Bible Study as Sunday School curriculum or for your mid-week events. Students are provided ten after camp quiet times.





These resources can be found on [fugecamps.com](http://fugecamps.com) beginning April 1. Students will need to click on "I'm a Student" to gain access to the quiet times.

### OTHER RESOURCES

LifeWay Student Ministry offers many resources including ongoing curriculum, short-term studies, girl's and guy's specific studies, DNow curriculum, and a daily devotion magazine. Check out [lifeway.com/students](http://lifeway.com/students)



# 281-649-3000

-  You are here.
-  Emergency Call Boxes
-  Student / Event Parking - Lot 6
-  Visitor Parking - Lots 1C, 2, 5

## HBU.edu

# HBU

HOUSTON BAPTIST UNIVERSITY  
*A Higher Education*

## Departments

- Admissions ..... 5
- The Academy ..... 18
- Accounting ..... 6
- Advancement / Alumni ..... 6
- Archie W. Dunham College of Business ..... 2
- Career and Calling ..... 2
- Cashier's Office ..... 2
- College of Education and Behavioral Science ..... 2
- College of Science and Mathematics ..... 12
- College of Engineering ..... 9
- Dining Services ..... 20
- Executive Offices ..... 6
- Financial Aid ..... 6
- Graduate Admissions ..... 6
- Honors College ..... 8
- Human Resources ..... 2
- Information Technology Services ..... 2
- International and Veteran Service Center ..... 20
- McNair Center for Entrepreneurship and Free Enterprise ..... 2
- Registrar ..... 6
- Residence Life ..... 11
- Robert Griswold Finance and Analytics Lab ..... 2
- School of Christian Thought ..... 8
- School of Fine Arts ..... 18
- School of Nursing and Allied Health ..... 13
- Spiritual Life ..... 5
- Student Life ..... 5
- Student Success ..... 14

## Facilities

- Atwood I ..... 8
- Atwood II ..... 9
- Baseball Field ..... 9
- Baugh Center (Catereria) ..... 20
- Belin Chapel ..... 1
- Bradshaw Fitness Center ..... 1
- Brown Administrative Complex ..... 5, 6, 7
- Collegium ..... 5
- Cullen Science Center ..... 12
- Cullen Nursing Center ..... 13
- Cullen Parlor ..... 13
- Contemporary Art Gallery ..... 18
- Denham Hall ..... 7
- Dillon I and II ..... 2
- Dunham Bible Museum ..... 1
- Dunham Football Field ..... 1
- Fire Arts Museum ..... 18
- Fire Arts Center ..... 3
- Hinton Center ..... 2
- Hinton House ..... 2
- Hodo Residence College ..... 11
- Holcombe Mall ..... 11
- Husky Village Apartments ..... 11
- Java City ..... 14
- Lawrence Park ..... 14
- Learning Commons ..... 14
- Looser Fountains ..... 14
- Lucy McBride Practice Area (HBU Golf) ..... 10
- Mabee Teaching Theater ..... 10
- McNair Hall ..... 1
- M.D. Anderson Student Center ..... 5
- Most Wing Residence for Women ..... 17A
- Moody Library ..... 14
- Morris Cultural Arts Center ..... 14
- Morris House ..... 1
- Museum of American Architecture and Decorative Arts ..... 1
- Operations ..... 15
- Philips Residence College for Women ..... 17
- Sharp Gymnasium ..... 4
- Softball Field ..... 4
- Sorrells Soccer Fields ..... 4
- University Academic Center ..... 1
- University Annex ..... 1
- University Bookstore ..... 5
- Southern History Museum ..... 1
- Volleyball Courts ..... 1

